



# Kentucky High School Athletic Association

2280 Executive Drive ° Lexington, KY 40505 ° www.khsaa.org ° (859)299-5472 (859)293-5999 (fax)

To: Superintendent, Principal, and Athletic Director

From: Brigid L. DeVries, Commissioner  
Larry Boucher, Assistant Commissioner *LB*

Date: June 20, 2003


Subject: 2002-2003 Annual Report Forms Submission

School: Holmes High School

Enclosed please find a copy of Form T-65, The 2002-2003 Annual Report Forms Checklist. In addition, you may find an attachment with corrected copies of the forms submitted by your school personnel. Please review this information so the forms can be completed accurately in the future. Also, KHSAA Audit Staff may have requested a re-submission of some of the 2002-2003 Annual Report Forms or need additional information on your athletic programs. Please submit this information by the date requested if this is applicable. Copies and all KHSAA Title IX documents must be kept current and included in your permanent Title IX File at the school. All documents are subject to Open Records Requests.

Should you need any further information, please do not hesitate to call anytime.





**MEMORANDUM**

TO: KHSAA Member School Superintendents, Principals, and Athletic Directors

FROM: Brigid L. DeVries, Commissioner  
Larry Boucher, Executive Assistant Commissioner

DATE: May 13, 2003

RE: 2003 Title IX Forms Submission

School	Holmes High School	Reviewed by	Gary W. Lawson
--------	--------------------	-------------	----------------


The following is a status report regarding the required 2002 - 2003 Title IX submission of forms due in to the KHSAA office by April 15, 2003. Appropriate audit personnel have reviewed these forms and the following is a summary of this review.

I. Checklist of Forms properly submitted in a satisfactory manner:

✓	GE 19 (Annual Verification)	✓	T-35 (Budget Expenses)
✓	T-1 (Summary Program Chart 1)	✓	T-36 (Budget Expenses)
✓	T-2 (Summary Program Chart 2)	✓	T-41 (Checklist – Overall Interscholastic Program)
✓	T-3 (Summary Program Chart 3)	✓	T-60 (Corrective Action Plan)
✓	T-4 (Summary Program Chart 4)	✓	T-63 (Interscholastic Survey Results)

II. Status

A	✓	2002 – 2003 Forms are satisfactory and no further information or action is necessary at this time.
B		Errors have been noted with respect to the following forms and corrected copies are being returned to you for placement in your Title IX file to ensure proper submission in the future.
C		The following forms were omitted and must be submitted by school representatives.
	✓	Other Recommendation and Comments: <ul style="list-style-type: none"> <li>All calculations are correct and the report appears to be in good shape.</li> <li>School personnel are to be commended for its verification of the implementation of both a uniform rotation and a "prime time" play rotation plan.</li> <li>Thanks and have a good summer.</li> </ul>



**MEMORANDUM**

To: KHSAA Member School Superintendents, Principals, and Athletic Directors

From: Brigid L. DeVries, Commissioner  
Larry Boucher, Assistant Commissioner

Date: MAY 13, 2003

Re: 2003 Title IX Forms Submission

School	<u>Holmes High School</u>	Reviewed by	<u>GARY W. LAWSON</u>
--------	---------------------------	-------------	-----------------------


The following is a status report regarding the required 2002-2003 Title IX submission of forms which were due in to the KHSAA office by April 15, 2003. Appropriate audit personnel have reviewed these forms and the following is a summary of this review.

I. Checklist of Forms properly submitted in a satisfactory manner:

<input checked="" type="checkbox"/>	GE 19 (Annual Verification)	<input checked="" type="checkbox"/>	T-35 (Budget Expenses)
<input checked="" type="checkbox"/>	T-1 (Summary Program Chart 1)	<input checked="" type="checkbox"/>	T-36 (Budget Expenses)
<input checked="" type="checkbox"/>	T-2 (Summary Program Chart 2)	<input checked="" type="checkbox"/>	T-41 (Checklist - Overall Interscholastic Program)
<input checked="" type="checkbox"/>	T-3 (Summary Program Chart 3)	<input checked="" type="checkbox"/>	T-60 (Corrective Action Plan)
<input checked="" type="checkbox"/>	T-4 (Summary Program Chart 4)	<input checked="" type="checkbox"/>	T-63 (Interscholastic Survey Results)

II. Status

A.	<input checked="" type="checkbox"/>	2002-2003 Forms are satisfactory and no further information or action is necessary at this time.
B.		Errors have been noted with respect to the following forms and corrected copies are being returned to you for placement in your Title IX file to ensure proper submission in the future.
C.		The following forms were omitted and must be submitted by school representatives.
D.		Other Recommendation and Comments: <i>All calculations are correct and report appears to be in good shape. School is to be commended for its verification of the implementation of both a uniform rotation and a "prime time" play rotation plans. Thanks, and have a good summer.</i>



**MEMORANDUM**

To: KHSAA Member School Superintendents, Principals, and Athletic Directors

From: Brigid L. DeVries, Commissioner  
Larry Boucher, Assistant Commissioner

Date: MAY 13, 2003

Re: 2003 Title IX Forms Submission

School	<u>Helmes High School</u>	Reviewed by	<u>GARY W. LAWSON</u>
--------	---------------------------	-------------	-----------------------

The following is a status report regarding the required 2002-2003 Title IX submission of forms which were due in to the KHSAA office by April 15, 2003. Appropriate audit personnel have reviewed these forms and the following is a summary of this review.

I. Checklist of Forms properly submitted in a satisfactory manner:

<input checked="" type="checkbox"/>	GE 19 (Annual Verification)	<input checked="" type="checkbox"/>	T-35 (Budget Expenses)
<input checked="" type="checkbox"/>	T-1 (Summary Program Chart 1)	<input checked="" type="checkbox"/>	T-36 (Budget Expenses)
<input checked="" type="checkbox"/>	T-2 (Summary Program Chart 2)	<input checked="" type="checkbox"/>	T-41 (Checklist - Overall Interscholastic Program)
<input checked="" type="checkbox"/>	T-3 (Summary Program Chart 3)	<input checked="" type="checkbox"/>	T-60 (Corrective Action Plan)
<input checked="" type="checkbox"/>	T-4 (Summary Program Chart 4)	<input checked="" type="checkbox"/>	T-63 (Interscholastic Survey Results)

II. Status

A.	<input checked="" type="checkbox"/>	2002-2003 Forms are satisfactory and no further information or action is necessary at this time.
B.		Errors have been noted with respect to the following forms and corrected copies are being returned to you for placement in your Title IX file to ensure proper submission in the future.
C.		The following forms were omitted and must be submitted by school representatives.
D.		Other Recommendation and Comments: <i>All calculations are correct and report appears to be in good shape. School is to be commended for its verification of the implementation of both a uniform rotation and a "prime time" play rotation plan. Thanks and have a good summer.</i>



# HOLMES HIGH SCHOOL

2500 Madison Avenue • Covington, Kentucky 41014-1698

Telephone (859) 655-9545

[www.holmeshighschool.org](http://www.holmeshighschool.org)

Raymond C. Finke, Jr.  
Principal,  
Senior High School  
Ext. No. 6209  
FAX (859) 581-7259

Mark Raleigh  
Principal,  
Chapman Career &  
Technical Education Center  
Ext. No. 6509  
FAX (859) 581-7124

Michael Wills  
Assistant Principal  
Ext. No. 6355  
FAX (859) 581-7386

Ron Madrick, Sr.  
Coordinator of Athletics  
and Student Activities  
Ext. No. 6361  
FAX (859) 581-7497

APR 15 2003

April 14, 2003

Commissioner Brigid DeVries  
Kentucky High School Athletic Association  
2280 Executive Drive  
Lexington, Kentucky 40505

Dear Commissioner DeVries,

Enclosed please find the Title IX Gender Equity Report for Holmes High School. We have also included information regarding our game uniform rotation and our implemented plan for prime time boys and girls basketball evenings.

If you have any questions, concerns, and/or need additional information. Please feel free to contact our office at (859) 655-9545 ext. 6360.

Sincerely,

Ron Madrick

RM/lf

Enclosure



**2002-2003 KENTUCKY HIGH SCHOOL ATHLETIC ASSOCIATION  
ANNUAL VERIFICATION OF TITLE IX PROCEDURES  
(To be submitted by April 15, 2003 along with other required forms)**

The Holmes High School, Covington, Kentucky  
(Name of High School) (City)

certifies to the Kentucky High School Athletic Association that the following is an accurate and true representation of the facts surrounding compliance with 20 U.S.C. Sections 1681-1688, et. Seq. (also known as Title IX)

**I certify the following provisions in accordance with records at the school contained in the permanent Title IX file, and to the best of my knowledge have completed the following tasks. (All boxes must be checked)**

Established a gender equity committee at the high school. (list committee personnel and provide attachment if necessary)

<u>Name</u>	<u>Address</u>	<u>Phone</u>	<u>Title</u>
Ron Madrick	2500 Madison Avenue	(859) 655-9545	Athletic Director
Ray Finke	2500 Madison Avenue	(859) 655-9545	Principal
Linda Sullivan	2500 Madison Avenue	(859) 655-9545	Attendance and Discipline
Tina Stevens	2500 Madison Avenue	(859) 655-9545	Classified
Debra Vance	220 West Sixth Street	(859) 392-3180	Equity and Diversity
Lisa Sparrow	2500 Madison Avenue	(859) 655-9545	Counselor
Teena Coutourier	2500 Madison Avenue	(859) 655-9545	Teacher
Linda Foxx	2500 Madison Avenue	(859) 655-9545	Teacher

Scheduled a minimum of three meetings during the 2002-2003 school year on the following dates:  
October 14, 2002  
January 27, 2003  
April 7, 2003

Designated the following person(s) as the Title IX coordinator for the school/district:

<u>Name</u>	<u>Title</u>	<u>Address</u>	<u>Phone</u>
Debra Vance	Equity/Diversity	220 West Sixth Street	392-3180

School personnel are continuing to make periodic reviews of the boys and girls athletics program reflected in the Corrective Action Plan.

In addition to the above information, the above referenced school maintains a complete permanent file relative to Title IX records including copies of the self-assessment audit, all corrective action plans, and other related materials.

Principal's Signature

Superintendent Signature

4/14/03 2003  
Date

School Board Chairpersons' Signature

(Send original copy to KHSAA - Maintain duplicate in Title IX school folder)



**2002-2003**  
**ACCOMMODATION OF INTERESTS AND ABILITIES**  
**SUMMARY PROGRAM CHART 1**

KHSAA  
 Form TT  
 Rev. 9/02

**Participation Opportunities Test One**

		(Column 1)	(Column 2)	(Column 3)	(Column 4)
	Program	Enrollment	Percentage of Total Enrollment	Number of Interscholastic Participants (double and triple count)	Percentage of Total Participation
Row 1	GIRLS	535	51.1%	263	52.8%
Row 2	BOYS	512	48.9%	235	47.2%
Row 3	Totals	1047	100%	498	100%

Instructions:

\*Number of 8<sup>th</sup> grade students & below used in Column 4 calculations if applicable: 51

- 1) Determine the total number of girls enrolled, (place in Row 1, Column 1). Determine the total number of boys enrolled, (place in Row 2, Column 1).
- 2) Add the total number of girls and boys enrolled to determine total enrollment, (place in Row 3, Column 1).
- 3) Calculate the percentage of total enrollment that is female. (Divide Row 1, Column 1 by row 3, Column 1 and place in Row 1, Column 2.) Calculate the percentage of total enrollment that is male. (Divide Row 2, Column 1 by Row 3, Column 1 and place in Row 2, Column 2.) Note: Row 1, Column 2 plus Row 2, Column 2 should total 100%.
- 4) Ask the head coaches to review the most updated eligibility or squad lists for their teams. Ask coaches to confirm the names of those individuals who are on the team as of the first **date of competition**, and cross out the names of those who were cut from the team or quit the team prior to the first competitive event. Determine the total number of interscholastic athletics participants that are girls, (and place in Row 1, Column 3). In order to determine the total number of athletics participants, an individual should be counted each time he or she participates on a team. For example, if Jane Doe competes on the varsity volleyball team, the junior varsity volleyball team, the junior varsity basketball team, and the varsity softball team, she should be counted as four participants (**do not include club or intramural sports participants, cheerleaders, dance teams, or pom squads**). Calculate the same way for boys and girls. \* In addition, should 8<sup>th</sup> grade students and below play on a Freshman, Junior Varsity, or Varsity team, they should also be counted for each team and sport on which they participate. If applicable, please asterisk the above notation as to how many 8<sup>th</sup> grade students & below are included in the totals. Using the same procedure, determine the total number of interscholastic athletic participants that are boys, (and place in Row 2, Column 3). Add Row 1, Column 3 plus Row 2, Column 3 to get total participants and place in Row 3, Column 3.
- 5) Calculate the percentage of female participation. (Row 1, Column 3 divided by Row 3, Column 3 and place in Row 1, Column 4.) Calculate the percentage of male participation. (Row 2, Column 3 divided by Row 3, Column 3 and place in Row 2, Column 4.) Note: Row 1, Column 4 plus Row 2, Column 4 should total 100%.

Note: While being within three percent is not a formal compliance standard; if the percent listed in Row 1, Column 4 is within 3% of Row 1, Column 2, then it provides a good target within which compliance is likely.

Principal's Signature:  Date: 4/14/03

**ACCOMMODATION OF INTERESTS AND ABILITIES**  
**SUMMARY PROGRAM CHART 2**

**Participation Opportunities Test Two**

			Column 1	Column 2	Column 3	Column 4	Column 5
Program			Number of Teams Currently Offered	Number of Participants	Number of Teams Added in Last Five Years	Number of Participants Added in Last Five Years	Percent of Total Participation By Sex Added in Last 5 Years
<b>GIRLS</b>	Row 1	varsity:	10	173	1	16	
	Row 2	j.v.:	5	74	1	15	
	Row 3	frosh:	1	16	0	0	
	Row 4	total:	16	263	2	31	11.7%
<b>BOYS</b>	Row 5	varsity:	10	149	0	0	
	Row 6	j.v.:	5	55	0	0	
	Row 7	frosh:	2	31	0	0	
	Row 8	total:	17	235	0	0	0

- 1) For Column 1, list the number of interscholastic teams offered for girls and boys at each competitive level (varsity, junior varsity, and freshman). For girls, total each of the entries in Rows 1, 2, and 3 into Row 4. For boys, total Rows 5, 6, and 7 into Row 8.
- 2) For Column 2, list the number of participants at each level. For girls, total each of the entries in Rows 1, 2, and 3 into Row 4. For boys, total Rows 5, 6, and 7 into Row 8. **Note:** The totals in Row 4 for girls and in Row 8 for boys must be the same as the totals in Form T-1, Column 3, Rows 1 and 2 respectively.
- 3) For Column 3, list the number of interscholastic teams that have been added in the last five years at each competitive level. Count each team added during the 5 year period only one time. e.g. Girl's junior varsity soccer was added 3 years ago, count the team only once, not 3 times. For girls, total the entries in Rows 1, 2, and 3 into Row 4. For boys, total Rows 5, 6, and 7 into Row 8.
- 4) For Column 4, list the number of participants that are currently on each level of the teams that were added in the last five years. If a team was added previously but no longer exists, there are no current participants to be added for that team. For girls, total the entries in Rows 1, 2, and 3 into Row 4. For boys, total Rows 5, 6, and 7 into Row 8.
- 5) For Column 5, calculate the percentage of participants that have been added in the last five years. For girls, take the number in Column 4, Row 4 and divide by the number in Column 2, Row 4. For boys, take the number in Column 4, Row 8 and divide it by the number in Column 2, Row 8.

Note: If the percentage of current participants added in the last five years is 25% or greater, compliance with test two may be possible. If less than 25%, then compliance with test three should be analyzed. **CAUTION:** 25% is not a formal compliance standard.

Principal's Signature:  Date: 4/14/03




**2002-2003**  
**ACCOMMODATION OF INTERESTS AND ABILITIES**  
**SUMMARY PROGRAM CHART 3**

**Participation Opportunities Test Three**

For any question answered "YES" identify the respective sport(s).

	<b>GIRLS</b> (Yes / No)		<b>BOYS</b> (Yes / No)
1. For a sport not currently played at the interscholastic level (varsity, junior varsity, or freshman) in your school, is there an intramural team offered for that sport?	NO		NO
2. For a sport <u>not</u> currently offered in your interscholastic athletics program, is there sufficient interest to form a viable interscholastic team based on participation on an intramural team or community recreation teams?	NO		NO
3. For a sport <u>not</u> currently offered, is there sufficient interest to form a viable interscholastic team based on student responses from the interscholastic survey?	NO		NO
4. For a sport currently offered at the varsity level only, is there sufficient interest to form a viable team for a junior varsity, or freshman team that is not currently offered?	NO		NO
5. For a sport currently offered at the junior varsity or freshman level is there sufficient interest to form a varsity team not currently offered?	NO		NO
6. If you answered YES to question (1), (2), (3), (4), or (5), are there enough high schools in your geographic area offering the sport (at the appropriate level) to allow for the development of a reasonable schedule of competition?			

Principal's Signature:  Date: 4/14/03

**2002-2003**  
**ACCOMMODATION OF INTERESTS AND ABILITIES+**  
**SUMMARY PROGRAM CHART 4**

**Levels of Competition Test One**

		Column 1	Column 2	Column 3
Girls	Team Levels	Number of Teams Currently Offered	Number of Participants	Percentage of Participants at Each Level
Row 1	varsity:	10	173	65.8%
Row 2	j.v.:	5	74	28.1%
Row 3	frosh:	1	16	6.1%
Row 4	total:		263	100%
<b>Boys</b>				
Row 5	varsity:	10	149	63.4%
Row 6	j.v.:	5	55	23.4%
Row 7	frosh:	2	31	13.2%
Row 8	total:		235	100%

- 1) Column 1, list the number of interscholastic teams offered for girls and boys at each competitive level; varsity, junior varsity, and freshman. (Refer to Form T-2, Accommodation of Interests and Abilities, Summary Program Chart 2, Column 1.)
- 2) For Column 2, list the number of participants at each level. For girls, total the entries in Rows 1, 2, and 3 into Row 4. For boys, total the entries in Rows 5, 6, and 7 into Row 8. (Refer to Form T-2, Accommodation of Interests and Abilities, Summary Program Chart 2, Column 2.)
- 3) For Column 3, calculate the percentage of female and male participants at each level.  
For girls' varsity, junior varsity, and frosh, respectively:
  - Divide Column 2, Row 1 by Column 2, Row 4, and place the percentage in Column 3, Row 1.
  - Divide Column 2, Row 2 by Column 2, Row 4, and place the percentage in Column 3, Row 2.
  - Divide Column 2, Row 3 by Column 2, Row 4, and place the percentage in Column 3, Row 3.
  -
 For boys' varsity, junior varsity, and frosh, respectively:
  - Divide Column 2, Row 5 by Column 2, Row 8, and place the percentage in Column 3, Row 5.
  - Divide Column 2, Row 6 by Column 2, Row 8, and place the percentage in Column 3, Row 6.
  - Divide Column 2, Row 7 by Column 2, Row 8, and place the percentage in Column 3, Row 7.


Principal's Signature: \_\_\_\_\_

Date: 4/14/03

**2002-2003  
BUDGETED AND ACTUAL EXPENDITURES - PROGRAM COMPARISON CHART  
TO INCLUDE BOOSTER CLUB FUNDING**

	equipment and supplies		travel		awards		coaches' salaries (to include supplemental and extended employment)		facilities improvements		publications (if sport-specific)	
	B	E	B	E	B	E	B	E	B	E	B	E
G basketball	13,850	11,850	1,800	1,700	500	500	17,648	17,648			500	500
B basketball	13,850	11,700	1,800	1,400	500	300	17,648	17,648			500	500
G softball	3,600	3,600	450	400	200	200	2,868	2,868				
B baseball	3,348	3,000	650	350	200	200	2,868	2,868				
G cross country	1,346	1,106	415	400	100	95	2,669	2,669				
B cross country	1,346	1,100	415	400	100	95	2,669	2,669				
G golf	875	500	300	175	100	75	1,557	1,557				
B golf	875	500	300	175	100	75	1,557	1,557				
G soccer	4,000	3,700	250	225	200	170	2,865	2,865				
B soccer	3,600	3,300	250	240	200	160	2,865	2,865				
G swimming	800	750	200	150	100	95	2,343	2,343				
B swimming	800	750	200	150	100	95	2,343	2,343				

- Budget and expenditures on this 2002-2003 year report due by April 15, 2003, should reflect the total monies budgeted and spent for the entire year of 2001-2002 ending June 30, 2002.
- "B" is for budgeted dollar amounts and "E" is for actual dollar expenditures.
- Booster Club Funding/Contributions must be included in the expenditures total.


Principal's Signature:  Date: 7/14/02

Copyright 1999, Good Sports, Inc., Title IX and Gender Equity Specialists. All rights reserved.

**2002-2003  
BUDGETED AND ACTUAL EXPENDITURES - PROGRAM COMPARISON CHART 2  
TO INCLUDE BOOSTER CLUB FUNDING**

Teams	equipment and supplies		travel		awards		coaches' salaries (to include supplemental and extended employment)		facilities improvements		publications (if sport-specific)	
	B	E	B	E	B	E	B	E	B	E	B	E
G track	1,875	1,500	375	300	105	105	2,868	2,868				
B track	1,875	1,500	375	300	105	105	2,868	2,868				
G tennis	582	400	100	75	45	45	1,294	1,294				
B tennis	582	400	100	75	45	45	1,294	1,294				
G volleyball	3,350	3,000	400	400	105	100	2,865	2,865				
B wrestling	2,750	2,100	500	500	100	100	2,669	2,669				
G (list sport)												
B (football)	24,823	21,225	1,500	1,250	500	500	14,359	14,359			500	500
G slow-pitch	3,150	2,950	450	400	210	210	2,868	2,868				
B (list sport)												

- Budget and expenditures on this 2002-2003 year report due by April 15, 2003, should reflect the total monies budgeted and spent for the entire year of 2001-2002 ending June 30, 2002.
- "B" is for budgeted dollar amounts and "E" is for actual dollar expenditures.
- Booster Club Funding/Contributions must be included in the expenditures total.

Principal's Signature:  Date: 7/14/03



## 2002-2003 KHSAA TITLE IX ATHLETICS AUDIT

KHSAA  
Form T41  
Rev. 9/02

### Checklist - Overall Interscholastic Athletics Program

Areas of Compliance	ADVANTAGE TO (Respond based on Internal Evaluation by checking the appropriate column.)		
	GIRLS' PROGRAM	BOYS' PROGRAM	NEITHER PROGRAM
<b>OPPORTUNITIES</b>			
Accommodation of Interest and Abilities			X
<b>BENEFITS</b>			
Equipment and Supplies			X
Scheduling of Games and Practice Time			X
Travel and Per Diem Allowances			X
Coaching			X
Locker Rooms, Practice and Competitive Facilities			X
Medical and Training Facilities and Services			X
Publicity			X
Support Services			X
Athletic Scholarships			N/A
Tutoring			N/A
Housing and Dining Facilities and Services			N/A
Recruitment of Student Athletes			N/A

Principal's Signature: \_\_\_\_\_

Date: \_\_\_\_\_

4/14/03

**2002-2003  
TITLE IX  
CORRECTIVE ACTION PLAN**

School Name: Holmes  
 School Year: 2002-03  
 Principal's Signature: \_\_\_\_\_  
 Date: April 9, 2002

To complete this form, indicate the intended area which needs corrective action, the suggested change and time table for implementation. You may copy this form as needed. Please attach corrective action plans along with audit forms and submit by April 15, 2003.

ITEM FOR CORRECTION	SUGGESTED CHANGE	TIME TABLE FOR CORRECTIVE ACTION
Equipment & Supplies	We are reviewing the current uniform rotation, as it is feasible.	August 1, 2003
Accommodation of Interest & Abilities	Students involved on committee have graduated. Committee is in process of interviewing and replacing students for Title IX committee.	August 1, 2003
Scheduling of Games	Have implemented a monthly rotation plan for "prime" time nights for boys and girls basketball.	January, 2004

▪ An explanation (status report) is needed for all areas identified previously as items for correction as well as all areas currently identified as items for correction. This form shall be typed.

Principal's Signature: [Signature] Date: 4/14/03

# **Holmes High School**

## **Game Uniform Rotation Plan**

### **2004**

Boys Varsity and Junior Varsity Baseball  
Girls Varsity and Junior Varsity Fast-Pitch  
Girls Varsity and Junior Varsity Slow-Pitch  
Boys Tennis  
Girls Tennis  
Boys Track  
Girls Track

### **2005**

Boys Varsity and Junior Varsity Basketball  
Girls Varsity and Junior Varsity Basketball  
Boys Swimming  
Girls Swimming  
Boys Varsity and Junior Varsity Soccer  
Girls Varsity and Junior Varsity Soccer

### **2006**

Varsity and Junior Varsity Football

# **Holmes High School**

## **"Prime Time" Basketball Rotation Plan**

### **2003**

January: Tuesday & Friday - Girls Varsity  
January: Monday & Thursday - Boys Varsity  
February: Tuesday & Friday - Boys Varsity  
February: Monday & Thursday - Girls Varsity

### **2004**

January: Tuesday & Friday - Boys Varsity  
January: Monday & Thursday - Girls Varsity  
February: Tuesday & Friday - Girls Varsity  
February: Monday & Thursday - Boys Varsity

### **2005**

January: Tuesday & Friday - Girls Varsity  
January: Monday & Thursday - Boys Varsity  
February: Tuesday & Friday - Boys Varsity  
February: Monday & Thursday - Girls Varsity



## 2002-2003 INTERSCHOLASTIC ATHLETICS SURVEY

### Summary of Student Responses

School Name: **Holmes High School**

School Enrollment: **1047**

Date: **April 9, 2003**

Completed By: **Lori Farley**

**Instructions:**

1. Summarize the Student Athletics Interest Surveys Form T-61 by listing the total number of responses on the line next to each sport.
2. Under the Other Category please provide a listing of the sports as well as the number of students who are interested in participating.
3. Please sign and date the Summary Form (T-63) and mail the Summary Form only to the KHSAA by April 15, 2003. Do not mail the student surveys (Form T-61). However, these Forms should be maintained in your files in the event they are requested subsequently.

<u>49</u>	Number of Surveys (49 Homerooms =	517 Male Students
<u>49</u>	Total Returned	+ 519 Female Students
<u>9-12</u>	Grades Surveyed	1,036 Total Students Surveyed

How Was The Survey Administered? Home Room Teachers  
(e.g. was it given in all English classes, or all home rooms, or advisee/advisor?)

**Fall Sports (List Total Number of Participation Responses)**

<u>19</u>	Cross Country (Girls)
<u>26</u>	Cross Country (Boys)
<u>42</u>	Field Hockey (Girls)
<u>147</u>	Football (Boys)
<u>16</u>	Golf (Girls)
<u>52</u>	Golf (Boys)
<u>55</u>	Soccer (Girls)
<u>49</u>	Soccer (Boys)
<u>53</u>	Volleyball (Girls)
<u>33</u>	Volleyball (Boys)

**Winter Sport (List Total Number of Participation Responses)**

<u>62</u>	Basketball (Girls)
<u>104</u>	Basketball (Boys)
<u>56</u>	Gymnastics (Girls)
<u>22</u>	Indoor Track (Girls)
<u>49</u>	Indoor Track (Boys)
<u>43</u>	Swimming & Diving (Girls)
<u>37</u>	Swimming & Diving (Boys)
<u>46</u>	Wrestling (Boys)

Spring Sport (List Total Number of Participation Responses)

<u>90</u>	Baseball (Boys)
<u>45</u>	Fast Pitch Softball (Girls)
<u>47</u>	Slow Pitch Softball (Girls)
<u>42</u>	Tennis (Girls)
<u>56</u>	Tennis (Boys)
<u>49</u>	Track (Girls)
<u>54</u>	Track (Boys)

Other Sports (From Student Survey T-61 Question 10)

Name of Sport	Number of Students Interested In Participating
<u>Hockey</u>	<u>12</u>
<u>Boxing</u>	<u>17</u>
<u>Skating</u>	<u>4</u>
<u>Lacrosse</u>	<u>6</u>
<u> </u>	<u> </u>
<u> </u>	<u> </u>
<u> </u>	<u> </u>

Number of Students who participate in Intramural Sports.  
(From Student Survey T-61 Question 5)

<u>Sport</u>	<u>Number</u>
<u>Volleyball</u>	<u>6</u>
<u>Hockey</u>	<u>6</u>
<u>Soccer</u>	<u>10</u>
<u> </u>	<u> </u>
<u> </u>	<u> </u>

List Intramural Sports students are interested in adding:  
(From Student Survey T-61 Question 6)

<u>Sport</u>	<u>Number</u>
<u>Bowling</u>	<u>3</u>
<u>Skate Boarding</u>	<u>10</u>
<u>Weight Lifting</u>	<u>2</u>
<u>Ping Pong</u>	<u>9</u>
<u> </u>	<u> </u>
<u> </u>	<u> </u>

Participation in Non-School Sports Activities  
 (From Student Survey T-6I Question 7)

<u>Sport</u>	<u>Number</u>
Basketball	36
Football	16
Baseball	46
Softball	12

Reasons for not participating in interscholastic athletics.  
 (From Survey Question 8)

<u>Response</u>	<u>Number</u>
63 I prefer other activities such as band, chorus, etc.	63
130 I don't have time	130
61 The practice schedules and game times are inconvenient	61
61 The sport I like isn't offered	61
23 It's too expensive	23
32 I prefer to participate in club or intramural sports	32
110 Working	110
38 Other	38
<u>Personal – Don't Like Sports – Baby sitter</u>	

Student Suggestions to encourage participation

- Transportation Home

---

- School Spirit

---

- Fun not Competitive

---

- Player Incentives

---

  
 Principal's Signature

9/14/03  
 Date